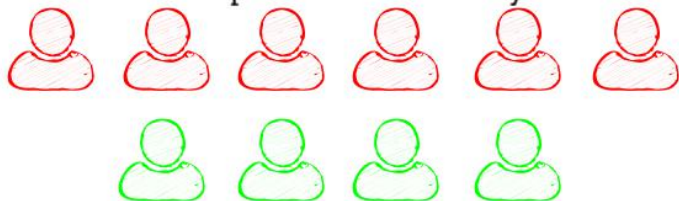


MNPS Literacy Data

60% of MNPS students leave 8th grade without proficient literacy skills



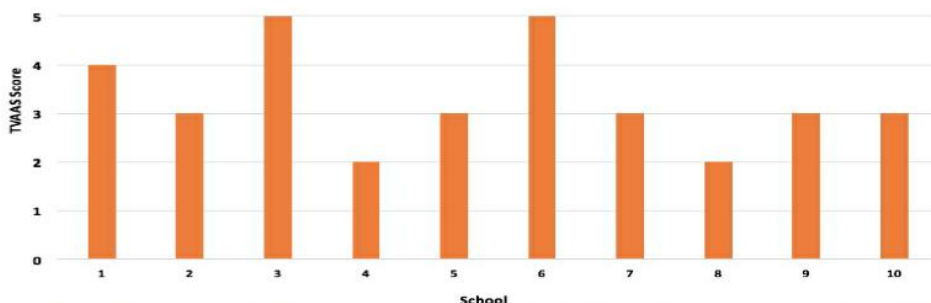
Source: 2015 TCAP Data

2928

MNPS Middle School Students throughout the Network

Literacy TVAAS Data by School

2015 TVAAS Data for Literacy by School



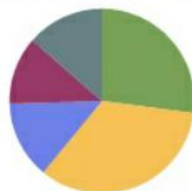
Core Action Literacy Walk-through Data for the Network

Core Action 1a



One Text (52.55%) Multiple Texts (23.72%) No Text (23.72%)

Core Action 2a



Most Questions about Text (27.07%)
 Many Questions about Text (33.87%)
 Few Questions about Text (13.59%)
 No Questions about Text (11.89%)
 No Questions Observed (13.59%)

Student Annotating?



Yes (49.20%) No (50.80%)

Core Action 1b



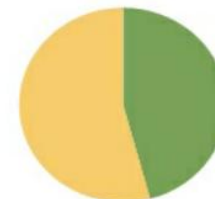
At or Above Grade Level (67.80%)
 Below Grade Level (8.50%)
 No Text (23.70%)

Core Action 2b



Many Questions Require Evidence (36.85%)
 Few Questions Require Evidence (0%)
 No Evidence Required to.. (5.21%)
 No Questions Observed (57.94%)

Students Talking?



Yes (45.80%) No (54.20%)

Core Action 1a. A majority of the lesson is spent reading, writing, and speaking about text(s).
 Core Action 1b. The text(s) are at or above the complexity level expected for the grade and time in the school year.
 Core Action 2a. Questions and tasks address the text
 Core Action 2b - Questions and tasks require students to use evidence from the text

powered by